

CRAFT

Key Features



Compact and lightweight

Weighing only 13 lbs (CRAFT M) and 22 lbs (CRAFT L), the compact luminaire is over 50% lighter than competitive products – making assembly and installation easy.

Unique light distribution

CRAFT narrow beam illuminates long and high rows of shelves uniformly and efficiently in warehouses, while CRAFT wide beam creates a perfectly rectangular light distribution, optimal for production areas.

Thermal management and dust prevention

LED boards are arranged at both sides of the converter, allowing perfect thermal management thanks to the separating air gap. The resulting stack effect optimizes passive cooling by the extensive rib structure, avoiding the accumulation of dust.

TECTON compatible

Installation is faster with CRAFT TECTON. With the TECTON adapter, CRAFT can be installed on the trunking system immediately after unpacking. No additional wiring work is required.


USA and Canada

Zumtobel Lighting Inc.
3300 Route 9W
Highland, NY 12528
T +1 – 845 – 691 – 6262
F +1 – 800 – 448 – 4131
info.us@zumtobelgroup.com

zumtobel.us

Zumtobel Lighting, Inc. (Americas Division), based in Highland, New York, is a subsidiary of Zumtobel Group AG. As an innovation leader in the North and South American markets, Zumtobel provides next-generation lighting solutions and luminaires. Designed in both the United States and Austria, Zumtobel luminaires are manufactured in Highland, New York. Zumtobel Lighting, Inc. strives to meet the evolving needs of its customers and ships its most popular product in 10 days or less and standard product offerings within 4 – 6 weeks with an industry leading 98% on-time delivery rate.

Zumtobel is a brand of Zumtobel AG with its head office in Dornbirn, Vorarlberg (Austria).

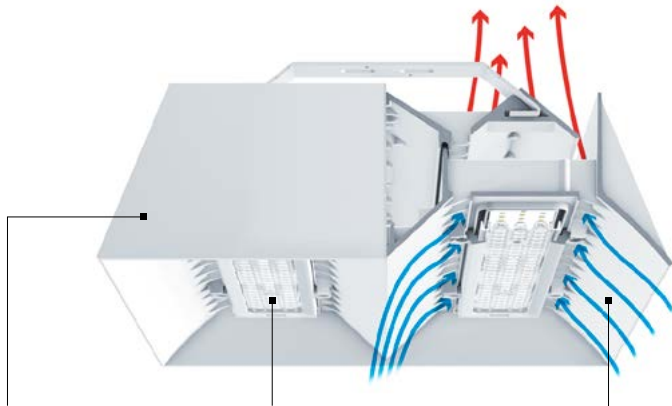


CRAFT

High-bay LED luminaire

“When developing CRAFT, our exciting cooperation made it possible to create a luminaire with very high standards in terms of technical features and design. Moreover, the direct feedback and application know-how by our international lighting team helped us meet these requirements in a truly global product concept.”

Stephen Philips | Arup www.arup.com



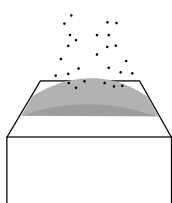
Beveled luminaire surfaces prevent dust from accumulating.

The CRAFT wide beam and the CRAFT narrow beam versions, industrial luminaires meet all requirements in terms of uniform illumination of bays and efficient lighting of high-bay storage facilities. Each LED has been assigned a separate lens. This ensures that the light is directed very precisely as well as providing good glare control and outstanding efficiency.

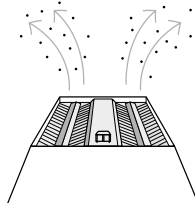
In order to ensure perfect cooling and minimum maintenance effort, CRAFT creates air flow through the luminaire. This chimney effect sustainably protects the technical components from overheating and optimizes the luminaire's service life.


Less dust deposits on the CRAFT luminaire

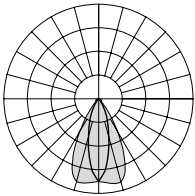
Conventional luminaire



CRAFT with chimney effect

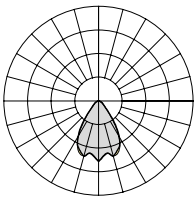






CRAFT narrow beam

In warehouses, the challenge is to illuminate long and high rows of shelves as uniformly and efficiently as possible. The narrow-beam optic by Zumtobel has been designed, developed and manufactured especially for this application.



CRAFT wide beam

Based on requirements made by industrial applications, CRAFT features a wide beam optic which has been optimized for production areas. The unique square light distribution makes it simple to plan lighting like a checkerboard.



CRAFT M

Mounting Options

Cord suspension (standard)
Chain suspension
Ceiling/wall bracket
TECTON

Delivered Lumens

13 000 lm
17 000 lm

Color Temperature

4000 K (CRI 80+)
6500 K (CRI 70+)

Watts

100 W
139 W
(up to 130 lm/W)

Beam

Wide Beam
Narrow Beam (13 000 lm only)

Weight

13 lbs

Ambient Operating Temperature

-104°F to +131°F
(+113°F on 17 000 lm)



CRAFT L

Mounting Options

Cord suspension (standard)
Chain suspension
Ceiling/wall bracket
TECTON

Delivered Lumens

26 000 lm
34 000 lm

Color Temperature

4000 K (CRI 80+)
6500 K (CRI 70+)

Watts

200 W
278 W
(up to 130 lm/W)

Beam

Wide Beam
Narrow Beam (26 000 lm only)

Weight

22 lbs

Ambient Operating Temperature

-104°F to +131°F
(+113°F on 34 000 lm)
