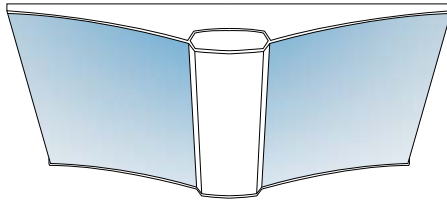


## *A sky for the office*



*It is a well-known fact in architecture:  
The bigger the cubic content, the more  
difficult it is to guide daylight into the  
inner areas. MELLOW LIGHT plays with  
light. It brings the depth of the room to  
life in the mellow colors of the sky until  
late at night. Walls and ceilings begin to  
breathe and give people a renewed sense  
of outdoor freedom.*

**USA and Canada**

Zumtobel Lighting Inc.  
3300 Route 9W  
Highland, NY 12528  
T +1 – 845 – 691 – 6262  
F +1 – 800 – 448 – 4131  
info.us@zumtobelgroup.com


zumtobel.us

Zumtobel Lighting, Inc. (Americas Division), based in Highland, New York, is a subsidiary of Zumtobel Group AG. As an innovation leader in the North and South American markets, Zumtobel provides next-generation lighting solutions and luminaires. Designed in both the United States and Austria, Zumtobel luminaires are manufactured in Highland, New York. Zumtobel Lighting, Inc. strives to meet the evolving needs of its customers and ships its most popular product in 10 days or less and standard product offerings within 4 – 6 weeks with an industry leading 98% on-time delivery rate.

Zumtobel is a brand of Zumtobel AG with its head office in Dornbirn, Vorarlberg (Austria).

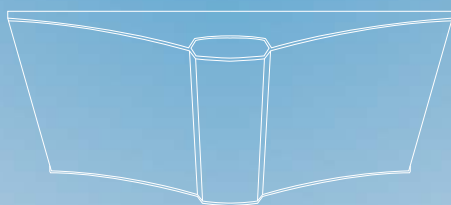


ZUMTOBEL



## *MELLOW LIGHT*

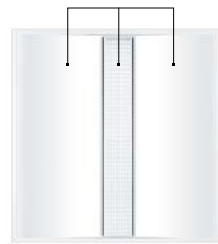
Recessed and surface-mounted luminaire



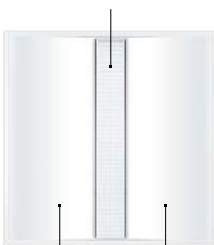
*Since 1988, MELLOW LIGHT has been an icon in the world of office lighting. Now in its sixth generation, MELLOW LIGHT is shaping the future of workplace illumination, while still referencing the archetypal design of previous generations. Developed by Zumtobel in collaboration with Daniel Stromborg of Gensler, the newest generation offers greater freedom of design with separately controllable light channels and a variety of finish options.*



MELLOW LIGHT evolution  
1 channel



MELLOW LIGHT infinity  
1<sup>st</sup> channel



2<sup>nd</sup> channel



### MELLOW LIGHT evolution

Direct lighting component and wings are controlled together. Visual comfort is optimized throughout the room with glare-free illumination – gently brightening the task area, walls and ceiling.

### MELLOW LIGHT infinity

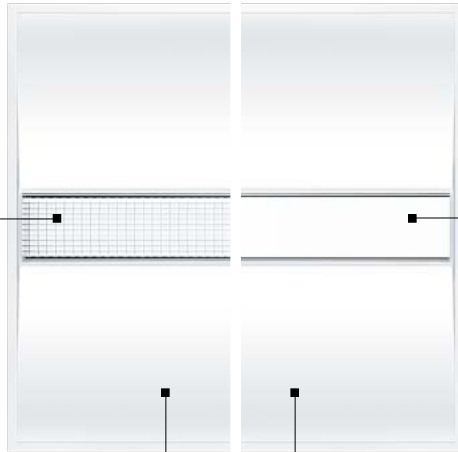

Direct lighting component and wings are controlled separately, allowing for customized task-based lighting. The two lighting wings create a pleasant background brightness, while the center component can be adjusted for optimal task area lighting.

### **Crystal optic**

This reinterpretation of the classic lens optic guarantees glare-free illumination with up to 4400 lumens. This makes it ideal for areas that require more than 40 foot candles or where there are greater distances between the luminaires.

### **Lenticular optic**

Prism louvers create a gentle and homogeneous appearance while offering excellent glare suppression with up to 3400 lumens.



### **Lighting wings**

The mild diffused light from the wings softly brightens up the room, creating a pleasant atmosphere free of shadows.



---

**MELLOW LIGHT infinity**

Two-channel luminaire

**MELLOW LIGHT evolution**

Single-channel luminaire

---

**Mounting Options**

Surface-mounted

Recessed

---

**Size**

2 x 2, 1 x 4

---

**Delivered Lumens**

3400 lm

4400 lm (crystal lens only)

---

**Color Temperature**

3000 K

3500 K

4000 K

---

**Color Rendering Index**

CRI 80+

---

**Watts**

31 W – 34 W

42 W – 49 W

---

**Efficacy**

up to 110 lm/W

---

**Optics**

Crystal, Lenticular

---

**End Cap Finishes**

(surface mount only)

Silver

White

Bronze

Black

Raw Aluminum

---