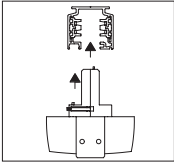


# Installation Instructions

**EUTRAC**  
**Track Heads**



**Important Preinstallation Note:**  
Prepare track prior to install.

**DO NOT REMOVE THE LED ASSEMBLY. THIS WILL VOID THE WARRANTY. Call Zumtobel at 1-800-448-4131 for questions.**



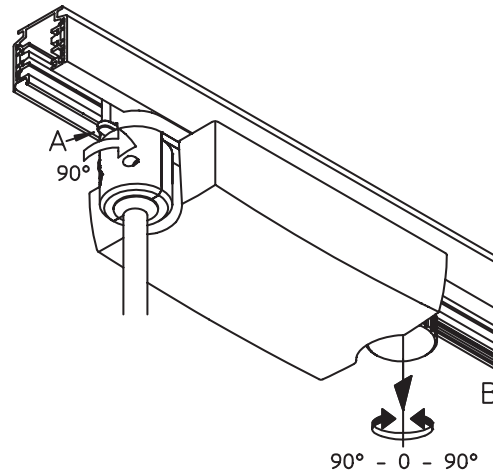
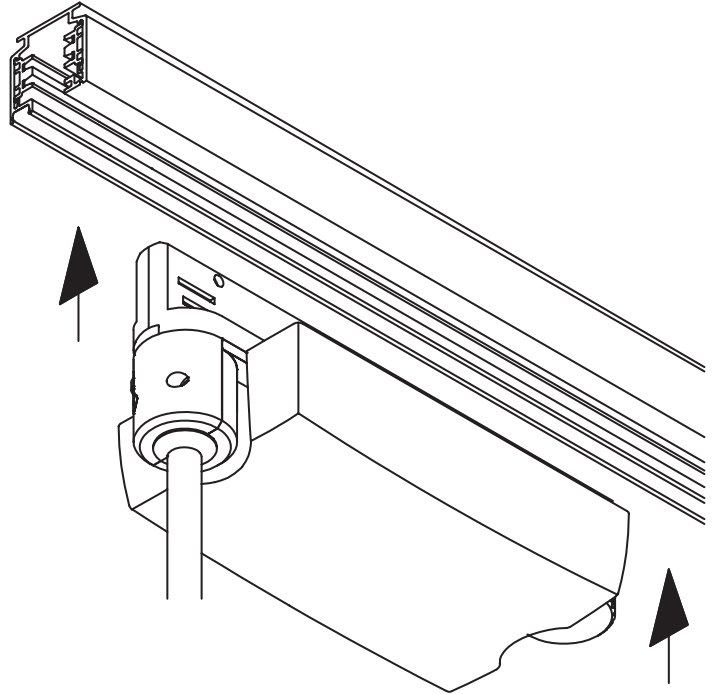
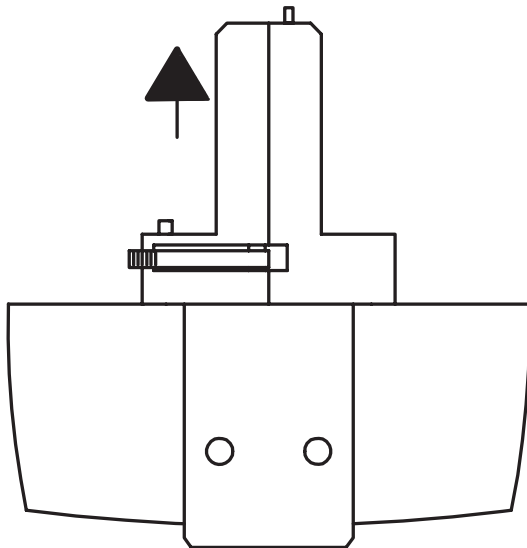
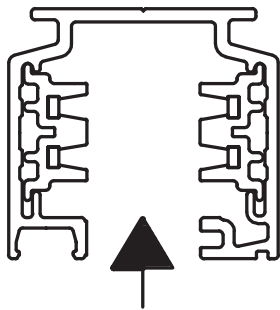
**DANGER**

## RISK OF FIRE AND ELECTRICAL SHOCK

Contact, improper installation, or improper servicing  
MAY RESULT IN DEATH OR SERIOUS INJURY!



Fixture must be installed by a qualified electrician only.  
Fixture is intended for installation in accordance with  
the National Electrical Code, local and federal code  
specifications. Disconnect power at electrical panel  
before servicing. Retain these instructions for  
maintenance reference.

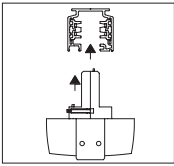


Turn knob **A** 90° clockwise to connect to track.

Turn knob **B** 90° clockwise to connect to circuit 1,  
and 90° counter-clockwise to connect to circuit 2.

# Installation Instructions

**EUTRAC**  
Track Heads



**Important Preinstallation Note:**  
Prepare track prior to install.

**DO NOT REMOVE THE LED ASSEMBLY. THIS WILL VOID THE WARRANTY. Call Zumtobel at 1-800-448-4131 for questions.**



**DANGER**

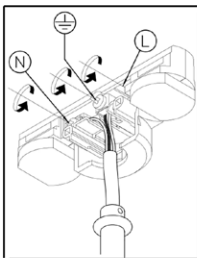


## RISK OF FIRE AND ELECTRICAL SHOCK

Contact, improper installation, or improper servicing MAY RESULT IN DEATH OR SERIOUS INJURY!

Fixture must be installed by a qualified electrician only. Fixture is intended for installation in accordance with the National Electrical Code, local and federal code specifications. Disconnect power at electrical panel before servicing. Retain these instructions for maintenance reference.

## COMPACT ADAPTOR/MULTICOMPACT ADAPTOR W/OSRAM OT25/OT40



COMPACT ADAPTOR  
FOR FACTOR ONLY

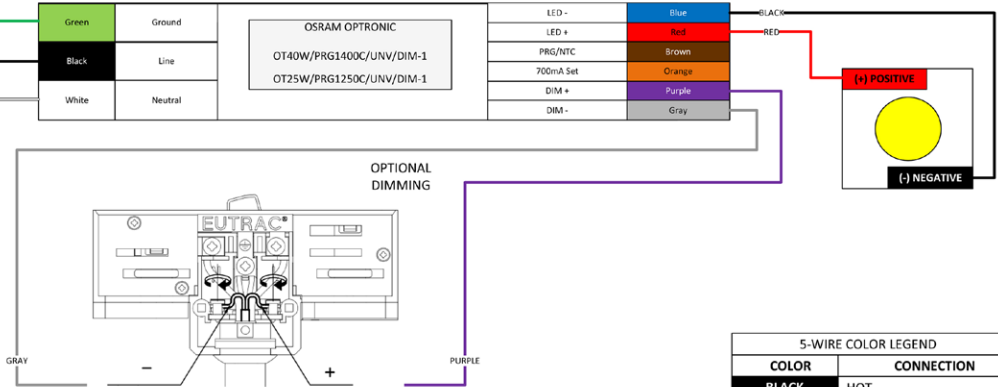
WIRE TO  
ADAPTOR

GREEN  
BLACK  
WHITE

Green	Ground
Black	Line
White	Neutral

OSRAM OPTRONIC  
OT40W/PRG1400C/UNV/DIM-1  
OT25W/PRG1250C/UNV/DIM-1

LED -	Blue
LED +	Red
PRG/NTC	Brown
700mA Set	Orange
DIM +	Purple
DIM -	Gray



5-WIRE COLOR LEGEND	
COLOR	CONNECTION
BLACK	HOT
WHITE	NEUTRAL
GREEN	GROUND
PURPLE	DIM (+)
GRAY	DIM (-)

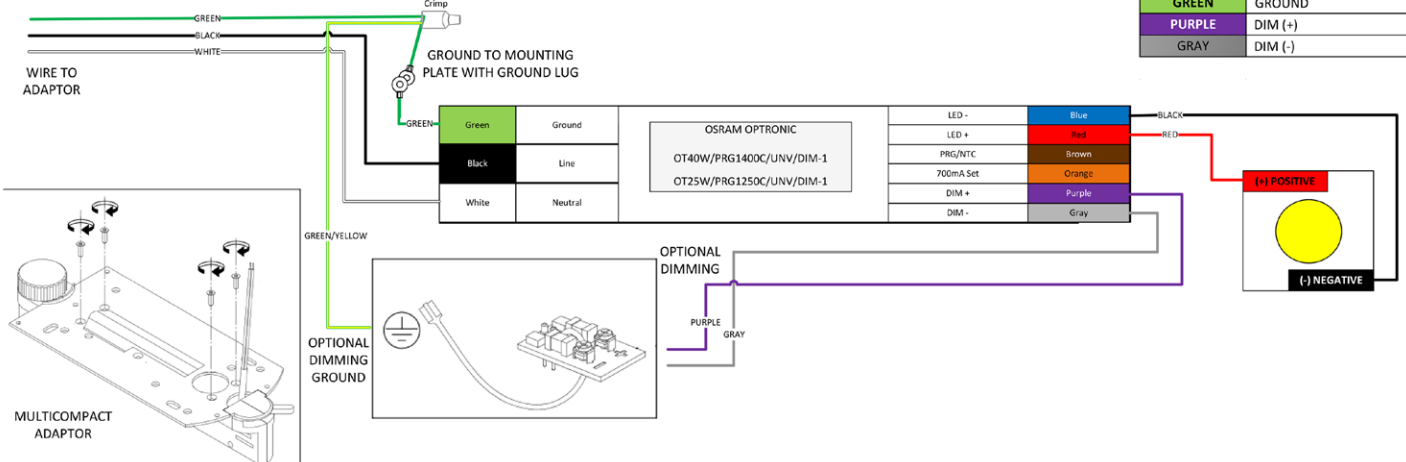
WIRE TO  
ADAPTOR

GREEN  
BLACK  
WHITE

Green	Ground
Black	Line
White	Neutral

OSRAM OPTRONIC  
OT40W/PRG1400C/UNV/DIM-1  
OT25W/PRG1250C/UNV/DIM-1

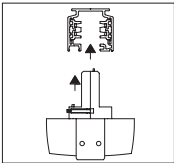
LED -	Blue
LED +	Red
PRG/NTC	Brown
700mA Set	Orange
DIM +	Purple
DIM -	Gray



MULTICOMPACT  
ADAPTOR

# Installation Instructions

**EUTRAC**  
Track Heads



**Important Preinstallation Note:**  
Prepare track prior to install.

**DO NOT REMOVE THE LED ASSEMBLY. THIS WILL VOID THE WARRANTY. Call Zumtobel at 1-800-448-4131 for questions.**



**DANGER**

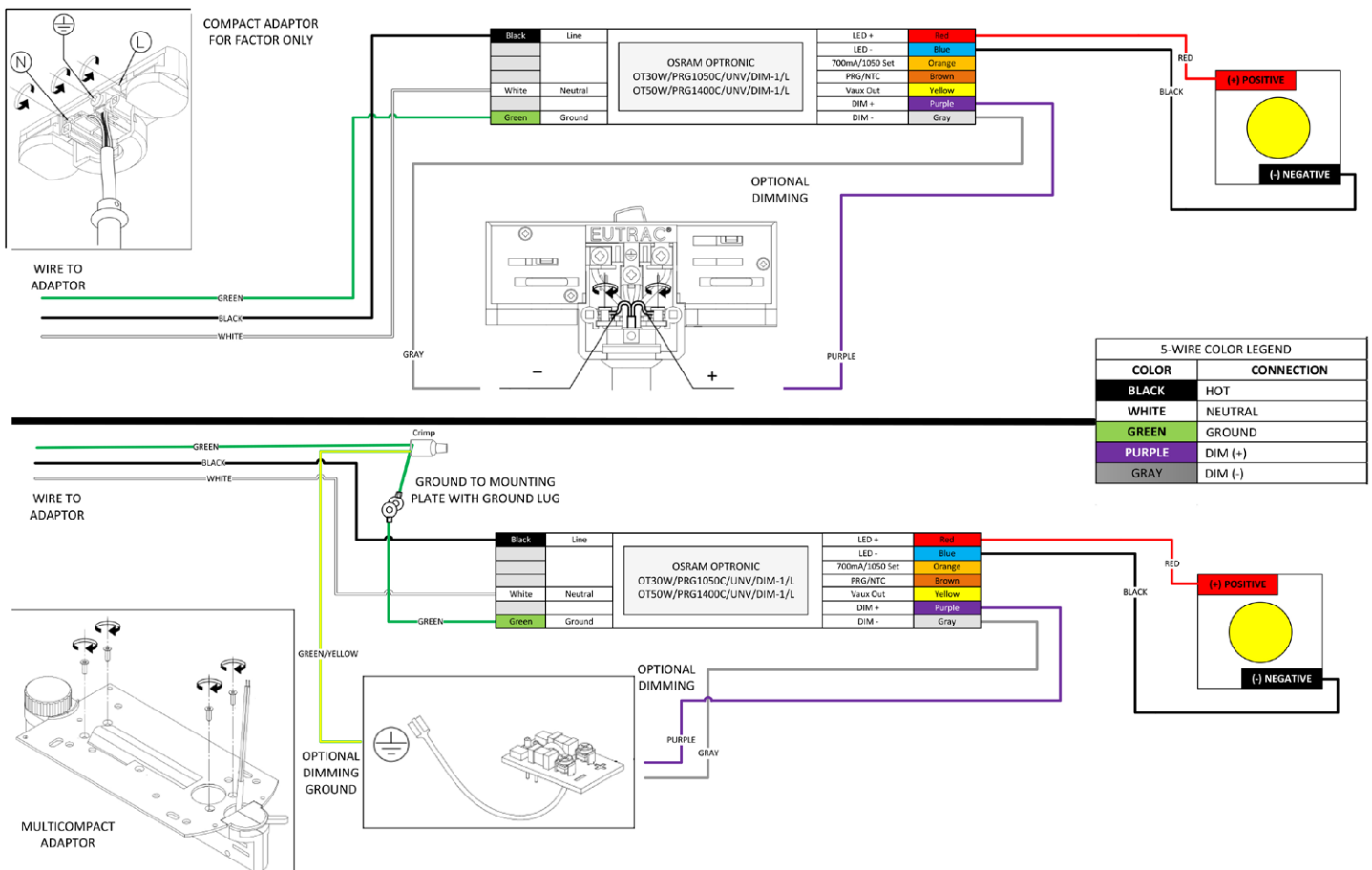


## RISK OF FIRE AND ELECTRICAL SHOCK

Contact, improper installation, or improper servicing MAY RESULT IN DEATH OR SERIOUS INJURY!

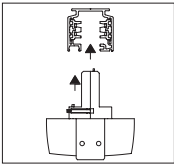
Fixture must be installed by a qualified electrician only. Fixture is intended for installation in accordance with the National Electrical Code, local and federal code specifications. Disconnect power at electrical panel before servicing. Retain these instructions for maintenance reference.

### COMPACT ADAPTOR/MULTICOMPACT ADAPTOR W/OSRAM OT30/OT50



# Installation Instructions

**EUTRAC  
Track Heads**



**Important Preinstallation Note:**  
Prepare track prior to install.

**DO NOT REMOVE THE LED ASSEMBLY. THIS WILL VOID THE WARRANTY. Call Zumtobel at 1-800-448-4131 for questions.**

## **DANGER**

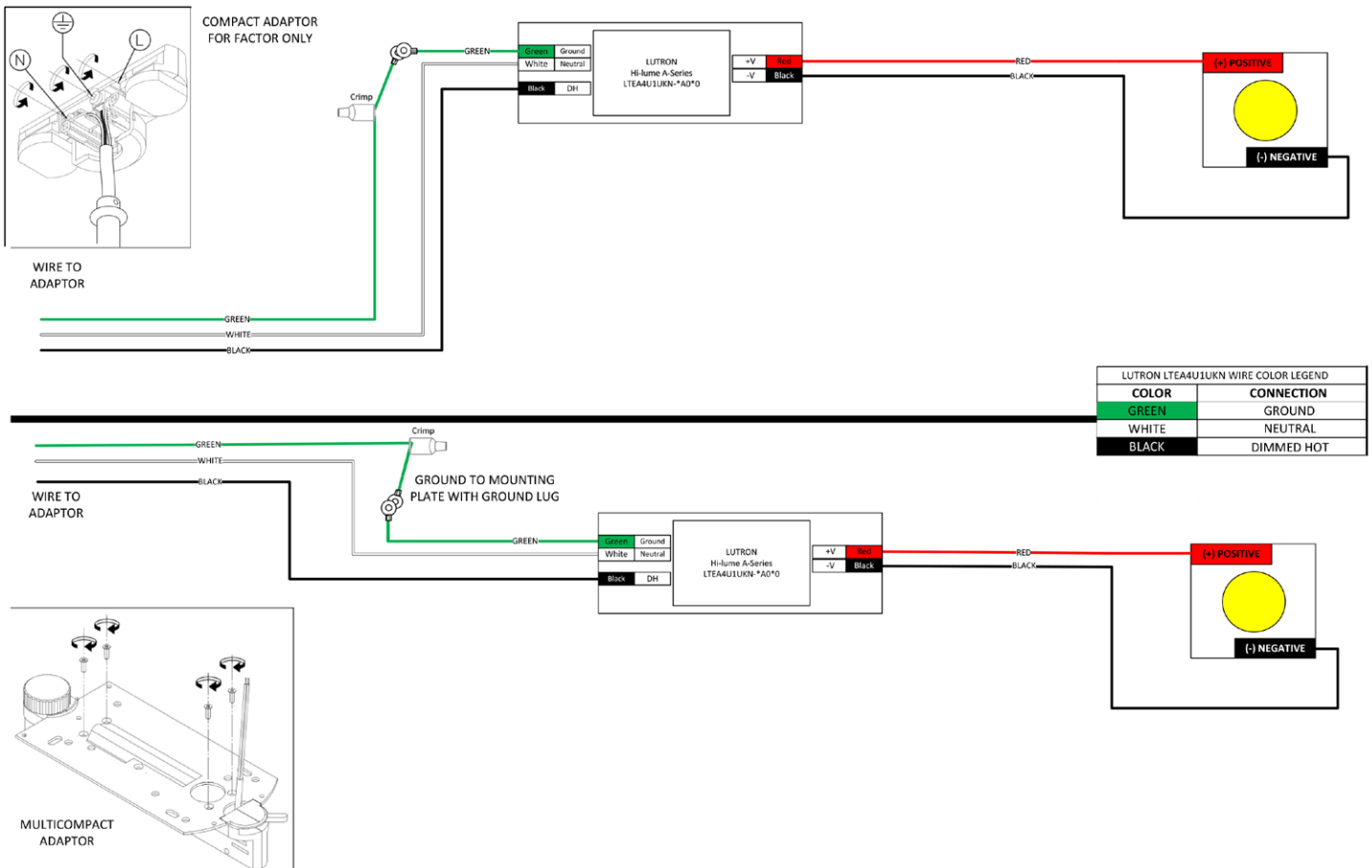
### **RISK OF FIRE AND ELECTRICAL SHOCK**

Contact, improper installation, or improper servicing MAY RESULT IN DEATH OR SERIOUS INJURY!



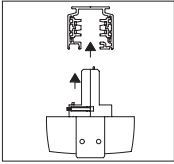
Fixture must be installed by a qualified electrician only. Fixture is intended for installation in accordance with the National Electrical Code, local and federal code specifications. Disconnect power at electrical panel before servicing. Retain these instructions for maintenance reference.

## COMPACT ADAPTOR/MULTICOMPACT ADAPTOR W/LUTRON Hi-Lume A-Series (LTEA4U1KN)



# Installation Instructions

**EUTRAC**  
Track Heads



**Important Preinstallation Note:**  
Prepare track prior to install.

**DO NOT REMOVE THE LED ASSEMBLY. THIS WILL VOID THE WARRANTY. Call Zumtobel at 1-800-448-4131 for questions.**



**DANGER**

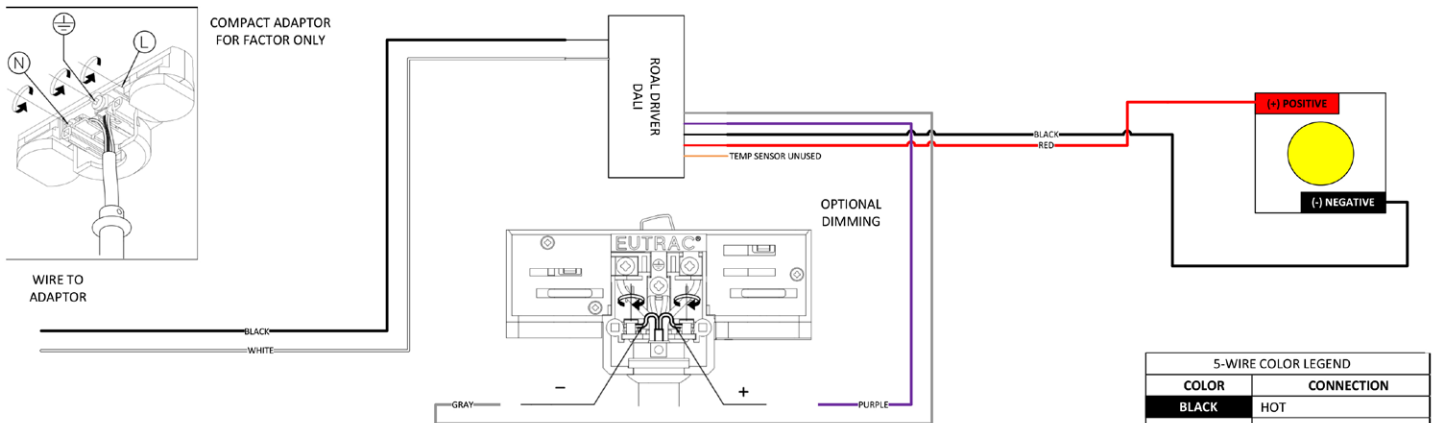


**RISK OF FIRE AND ELECTRICAL SHOCK**

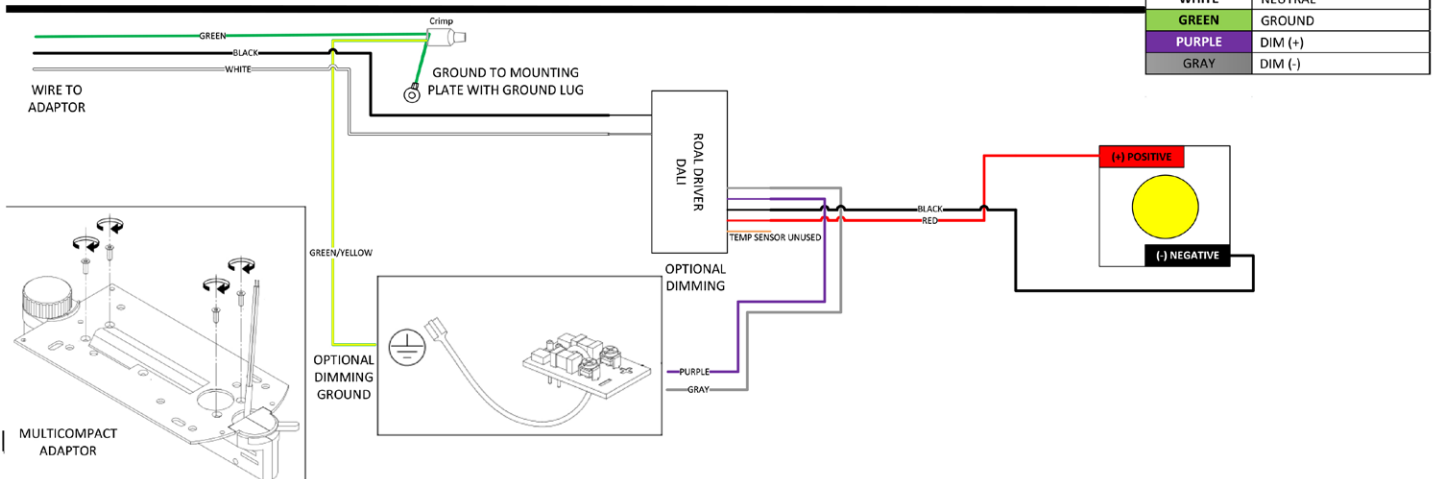
Contact, improper installation, or improper servicing MAY RESULT IN DEATH OR SERIOUS INJURY!

Fixture must be installed by a qualified electrician only. Fixture is intended for installation in accordance with the National Electrical Code, local and federal code specifications. Disconnect power at electrical panel before servicing. Retain these instructions for maintenance reference.

**COMPACT ADAPTOR/MULTICOMPACT ADAPTOR W/ROAL DALI**



5-WIRE COLOR LEGEND	
COLOR	CONNECTION
BLACK	HOT
WHITE	NEUTRAL
GREEN	GROUND
PURPLE	DIM (+)
GRAY	DIM (-)

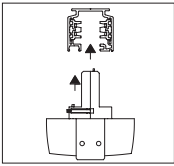


*Questions? Problems? Call (800) 448-4131 and we will be happy to assist you. For technical specification sheets or other information about our products, please go to [www.zumtobel.us](http://www.zumtobel.us)*



# Installation Instructions

**EUTRAC  
Track Heads**



**Important Preinstallation Note:**  
Prepare track prior to install.

**DO NOT REMOVE THE LED ASSEMBLY. THIS WILL VOID THE WARRANTY. Call Zumtobel at 1-800-448-4131 for questions.**

## **DANGER**

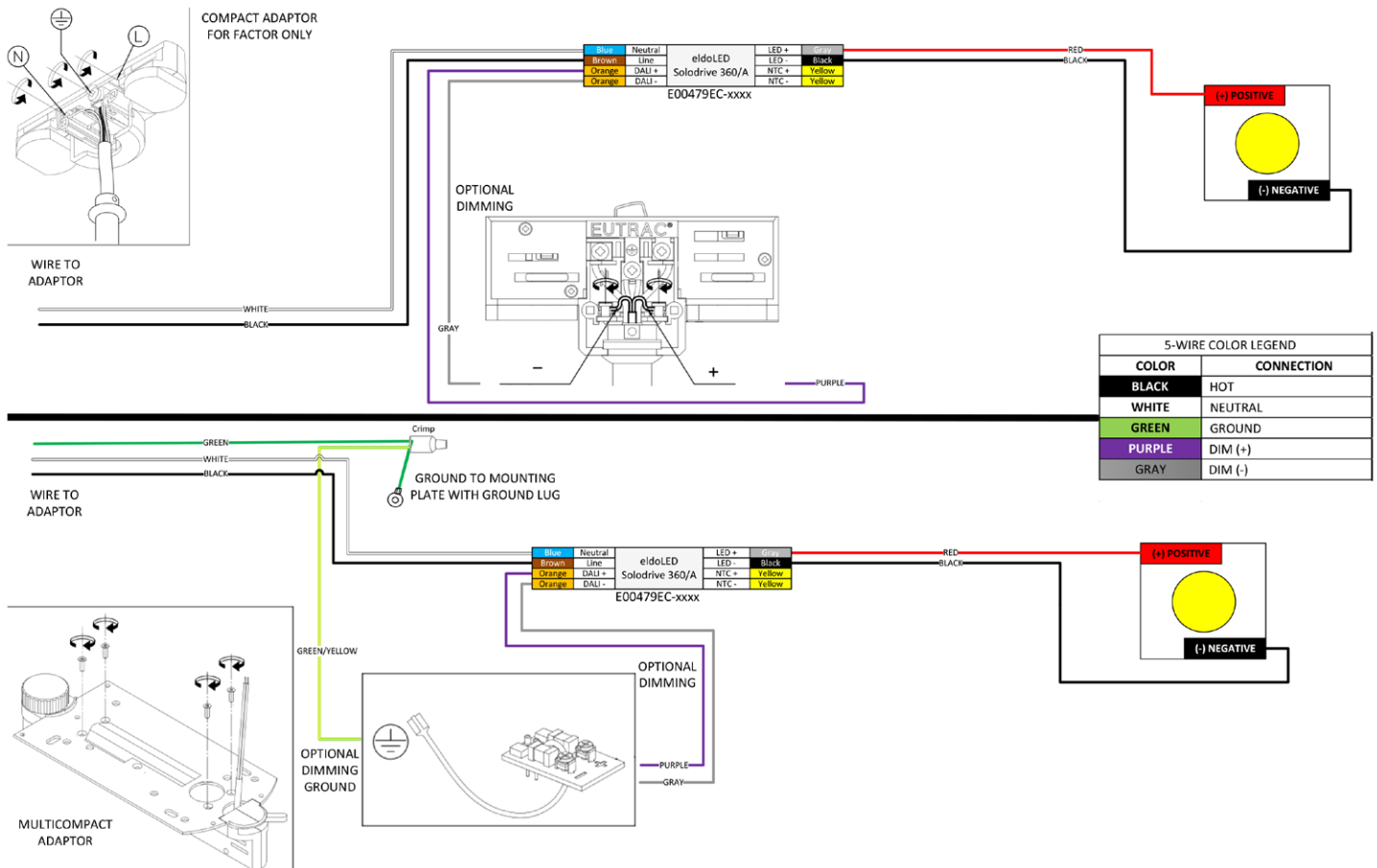
### **RISK OF FIRE AND ELECTRICAL SHOCK**

Contact, improper installation, or improper servicing MAY RESULT IN DEATH OR SERIOUS INJURY!



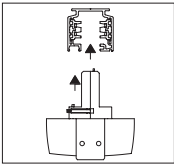
Fixture must be installed by a qualified electrician only. Fixture is intended for installation in accordance with the National Electrical Code, local and federal code specifications. Disconnect power at electrical panel before servicing. Retain these instructions for maintenance reference.

## COMPACT ADAPTOR/MULTICOMPACT ADAPTOR W/ELDOLED SOLODRIVE 360/A



# Installation Instructions

**EUTRAC  
Track Heads**



**Important Preinstallation Note:**  
Prepare track prior to install.

**DO NOT REMOVE THE LED ASSEMBLY. THIS WILL VOID THE WARRANTY. Call Zumtobel at 1-800-448-4131 for questions.**

## **DANGER**

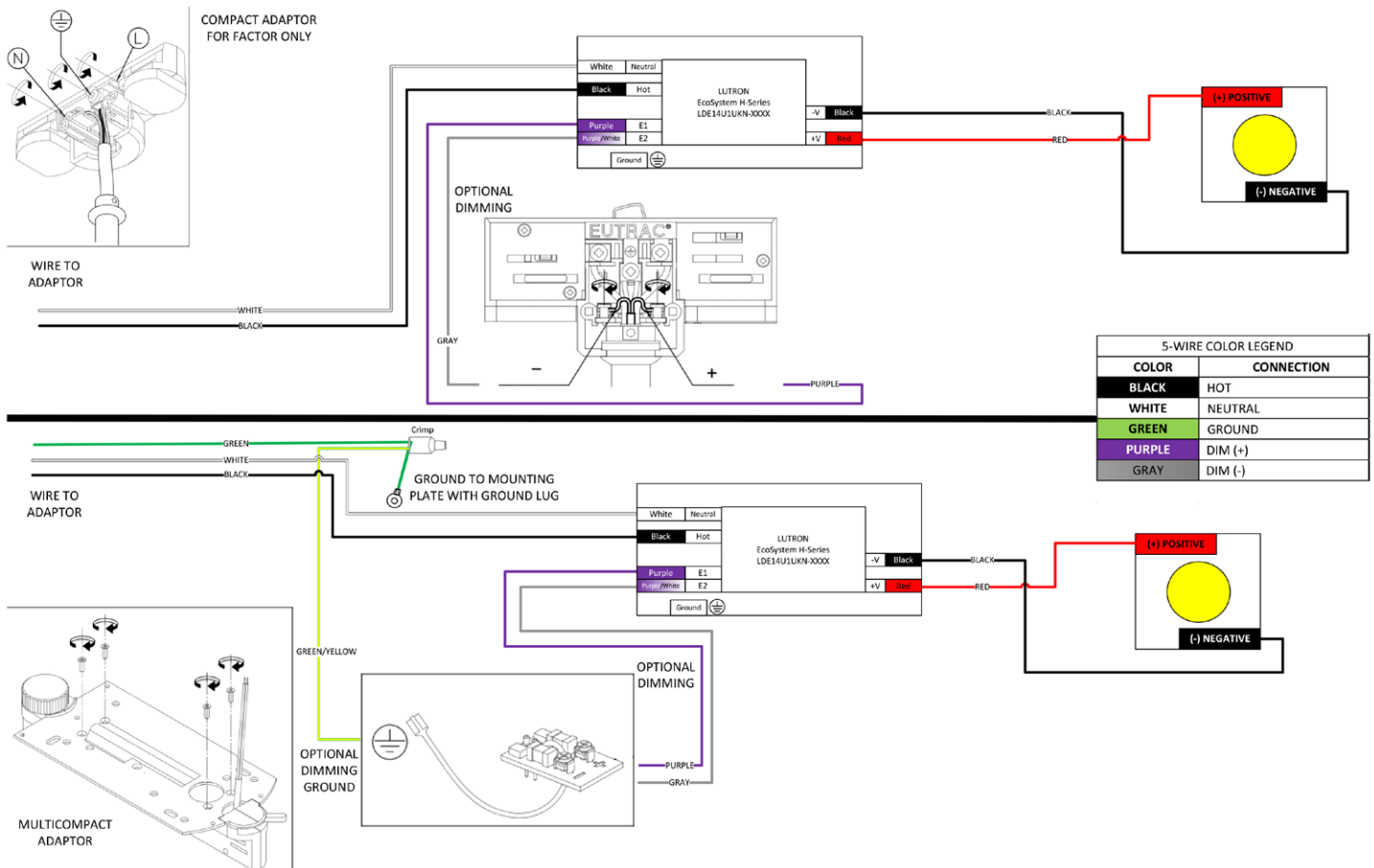
### **RISK OF FIRE AND ELECTRICAL SHOCK**

Contact, improper installation, or improper servicing MAY RESULT IN DEATH OR SERIOUS INJURY!



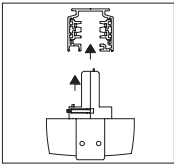
Fixture must be installed by a qualified electrician only. Fixture is intended for installation in accordance with the National Electrical Code, local and federal code specifications. Disconnect power at electrical panel before servicing. Retain these instructions for maintenance reference.

## COMPACT ADAPTOR/MULTICOMPACT ADAPTOR W/LUTRON ECOSYSTEM H-Series (LDE14U1UKN)



# Installation Instructions

**EUTRAC**  
Track Heads



**Important Preinstallation Note:**  
Prepare track prior to install.

**DO NOT REMOVE THE LED ASSEMBLY. THIS WILL VOID THE WARRANTY. Call Zumtobel at 1-800-448-4131 for questions.**

## **DANGER**

### **RISK OF FIRE AND ELECTRICAL SHOCK**

Contact, improper installation, or improper servicing MAY RESULT IN DEATH OR SERIOUS INJURY!



Fixture must be installed by a qualified electrician only. Fixture is intended for installation in accordance with the National Electrical Code, local and federal code specifications. Disconnect power at electrical panel before servicing. Retain these instructions for maintenance reference.

## COMPACT ADAPTOR/MULTICOMPACT ADAPTOR W/LUTRON ECOSYSTEM 5-Series (LDE5\*U1UKN)

