

**Optimized passive cooling**  
to enhance efficiency and LED lifetime

**High-performance LED chip**  
with best-in-class CRI and tight  
MacAdam ellipse step to create  
consistent, premium light quality

**Highly engineered mixing chamber**  
that creates the unique narrow and  
medium beam

**Zumtobel advancedOptics**  
diffuser technology that supports  
the intended light distribution and  
reduces glare

**Zumtobel advancedReflector**  
technology with a unique 45° and  
55° cut-off to either create less  
glare or improve efficacy

**USA and Canada**

Zumtobel Lighting Inc.  
3300 Route 9W  
Highland, NY 12528  
T +1 – 845 – 691 – 6262  
F +1 – 800 – 448 – 4131  
info.us@zumtobelgroup.com

zumtobel.us

Zumtobel Lighting, Inc. (Americas Division), based in Highland, New York, is a subsidiary of Zumtobel Group AG. As an innovation leader in the North and South American markets, Zumtobel provides next-generation lighting solutions and luminaires. Designed in both the United States and Austria, Zumtobel luminaires are manufactured in Highland, New York. Zumtobel Lighting, Inc. strives to meet the evolving needs of its customers and ships its most popular product in 10 days or less and standard product offerings within 4 – 6 weeks with an industry leading 98% on-time delivery rate.

Zumtobel is a brand of Zumtobel AG with its head office in Dornbirn, Vorarlberg (Austria).



ZUMTOBEL



*BASYS LED II*

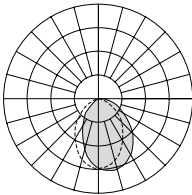
*BASYS LED II is the next generation of the Zumtobel downlight and wallwasher series. Available with a broad range of options in 4" and 6" apertures to meet the versatility and the demands of architectural lighting environments. Consisting of square and round recessed downlights and wallwashers, the product family provides efficient, flexible and precise illumination.*

# BASYS

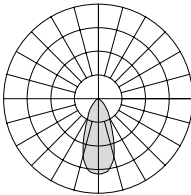
## Light Distribution



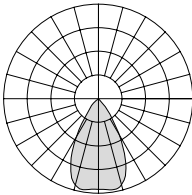
Zumtobel BASYS LED II  
4" Square Wallwashers  
and 6" Square Downlights  
(from left: 45° and 55°  
cut-off)



Wallwasher



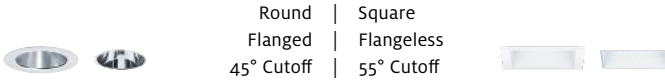
Downlight 45°



Downlight 55°



## Downlight

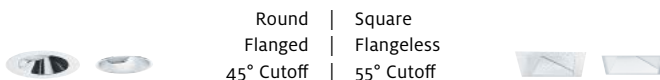


Round		Square
Flanged		Flangeless
45° Cutoff		55° Cutoff

4"	6"
<b>Delivered Lumens</b> 1000 lm – 2100 lm	<b>Delivered Lumens</b> 1400 lm – 3200 lm
<b>Color Temperature</b> 2700 K 3000 K 3500 K 4000 K	<b>Color Temperature</b> 2700 K 3000 K 3500 K 4000 K
CRI 85+	CRI 85+
<b>Watts</b> 14 W 22 W 30 W (up to 71 lm/W)	<b>Watts</b> 18 W 26 W 37 W 46 W (up to 83 lm/W)
Wet Location	Wet Location
Energy Star Rated Chicago Plenum TechZone 6" option	Energy Star Rated Chicago Plenum



## Wallwasher



Round		Square
Flanged		Flangeless
45° Cutoff		55° Cutoff

4"	6"
<b>Delivered Lumens</b> 700 lm – 1250 lm	<b>Delivered Lumens</b> 1000 lm – 2200 lm
<b>Color Temperature</b> 2700 K 3000 K 3500 K 4000 K	<b>Color Temperature</b> 2700 K 3000 K 3500 K 4000 K
CRI 85+	CRI 85+
<b>Watts</b> 14 W 22 W 30 W (up to 57 lm/W)	<b>Watts</b> 18 W 26 W 37 W 46 W (up to 83 lm/W)
Wet Location	Wet Location
Energy Star Rated Chicago Plenum TechZone 6" option	Energy Star Rated Chicago Plenum

### **UL-certified driver housing design**

Adding to the overall efficiency, the new dedicated driver housing design allows an option to ship the housing prior to the luminaire and driver. The capability to install the housing and complete the electrical wiring initially prevents damage or the loss of the reflector, luminaire and driver on the job site. The luminaire and driver are simply passed through the housing aperture and connected to the electric supply via a quick-connect mechanism. This unique feature leads to efficient installation and convenient maintenance. The luminaire and driver can be quickly removed for easy maintenance outside of the housing, which is especially helpful in inaccessible ceiling situations.

