

Optimized passive cooling
to enhance efficiency and LED lifetime

High-performance LED chip
with best-in-class CRI and tight
MacAdam ellipse step to create
consistent, premium light quality

Highly engineered mixing chamber
that creates the unique narrow and
medium beam

Zumtobel advancedOptics
diffuser technology that supports
the intended light distribution and
reduces glare

Zumtobel advancedReflector
technology with a unique 45° and
55° cut-off to either create less
glare or improve efficacy

USA and Canada

Zumtobel Lighting Inc.
3300 Route 9W
Highland, NY 12528
T +1 – 845 – 691 – 6262
F +1 – 800 – 448 – 4131
info.us@zumtobelgroup.com

zumtobel.us

Zumtobel Lighting, Inc. (Americas Division), based in Highland, New York, is a subsidiary of Zumtobel Group AG. As an innovation leader in the North and South American markets, Zumtobel provides next-generation lighting solutions and luminaires. Designed in both the United States and Austria, Zumtobel luminaires are manufactured in Highland, New York. Zumtobel Lighting, Inc. strives to meet the evolving needs of its customers and ships its most popular product in 10 days or less and standard product offerings within 4 – 6 weeks with an industry leading 98% on-time delivery rate.

Zumtobel is a brand of Zumtobel AG with its head office in Dornbirn, Vorarlberg (Austria).



ZUMTOBEL



BASYS LED II

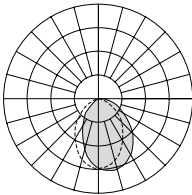
BASYS LED II is the next generation of the Zumtobel downlight and wallwasher series. Available with a broad range of options in 4" and 6" apertures to meet the versatility and the demands of architectural lighting environments. Consisting of square and round recessed downlights and wallwashers, the product family provides efficient, flexible and precise illumination.

BASYS

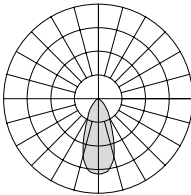
Light Distribution



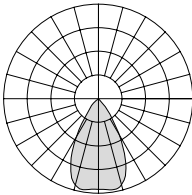
Zumtobel BASYS LED II
4" Square Wallwashers
and 6" Square Downlights
(from left: 45° and 55°
cut-off)



Wallwasher



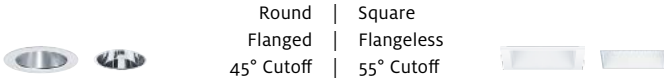
Downlight 45°



Downlight 55°



Downlight



Round		Square
Flanged		Flangeless
45° Cutoff		55° Cutoff

4"	6"
Delivered Lumens 1000 lm – 2100 lm	Delivered Lumens 1400 lm – 3200 lm
Color Temperature 2700 K 3000 K 3500 K 4000 K	Color Temperature 2700 K 3000 K 3500 K 4000 K
CRI 85+	CRI 85+
Watts 14 W 22 W 30 W (up to 71 lm/W)	Watts 18 W 26 W 37 W 46 W (up to 83 lm/W)
Wet Location	Wet Location
Energy Star Rated Chicago Plenum TechZone 6" option	Energy Star Rated Chicago Plenum



Wallwasher



Round		Square
Flanged		Flangeless
45° Cutoff		55° Cutoff



4"	6"
Delivered Lumens 700 lm – 1250 lm	Delivered Lumens 1000 lm – 2200 lm
Color Temperature 2700 K 3000 K 3500 K 4000 K	Color Temperature 2700 K 3000 K 3500 K 4000 K
CRI 85+	CRI 85+
Watts 14 W 22 W 30 W (up to 57 lm/W)	Watts 18 W 26 W 37 W 46 W (up to 83 lm/W)
Wet Location	Wet Location
Energy Star Rated Chicago Plenum TechZone 6" option	Energy Star Rated Chicago Plenum

UL-certified driver housing design

Adding to the overall efficiency, the new dedicated driver housing design allows an option to ship the housing prior to the luminaire and driver. The capability to install the housing and complete the electrical wiring initially prevents damage or the loss of the reflector, luminaire and driver on the job site. The luminaire and driver are simply passed through the housing aperture and connected to the electric supply via a quick-connect mechanism. This unique feature leads to efficient installation and convenient maintenance. The luminaire and driver can be quickly removed for easy maintenance outside of the housing, which is especially helpful in inaccessible ceiling situations.

