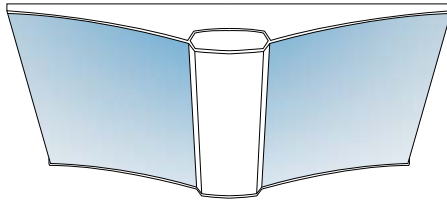


A sky for the office



*It is a well-known fact in architecture:
The bigger the cubic content, the more
difficult it is to guide daylight into the
inner areas. MELLOW LIGHT plays with
light. It brings the depth of the room to
life in the mellow colors of the sky until
late at night. Walls and ceilings begin to
breathe and give people a renewed sense
of outdoor freedom.*

USA and Canada

Zumtobel Lighting Inc.
3300 Route 9W
Highland, NY 12528
T +1 – 845 – 691 – 6262
F +1 – 800 – 448 – 4131
info.us@zumtobelgroup.com


zumtobel.us

Zumtobel Lighting, Inc. (Americas Division), based in Highland, New York, is a subsidiary of Zumtobel Group AG. As an innovation leader in the North and South American markets, Zumtobel provides next-generation lighting solutions and luminaires. Designed in both the United States and Austria, Zumtobel luminaires are manufactured in Highland, New York. Zumtobel Lighting, Inc. strives to meet the evolving needs of its customers and ships its most popular product in 10 days or less and standard product offerings within 4 – 6 weeks with an industry leading 98% on-time delivery rate.

Zumtobel is a brand of Zumtobel AG with its head office in Dornbirn, Vorarlberg (Austria).

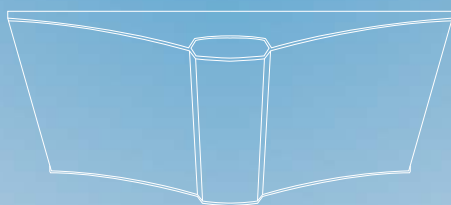


ZUMTOBEL



MELLOW LIGHT

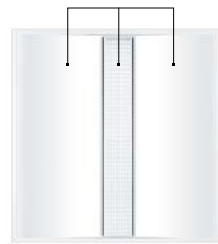
Recessed and surface-mounted luminaire



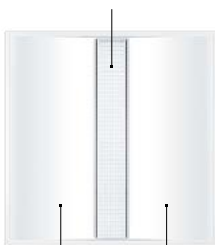
Since 1988, MELLOW LIGHT has been an icon in the world of office lighting. Now in its sixth generation, MELLOW LIGHT is shaping the future of workplace illumination, while still referencing the archetypal design of previous generations. Developed by Zumtobel in collaboration with Daniel Stromborg of Gensler, the newest generation offers greater freedom of design with separately controllable light channels and a variety of finish options.



MELLOW LIGHT evolution
1 channel



MELLOW LIGHT infinity
1st channel



2nd channel



MELLOW LIGHT evolution

Direct lighting component and wings are controlled together. Visual comfort is optimized throughout the room with glare-free illumination – gently brightening the task area, walls and ceiling.

MELLOW LIGHT infinity

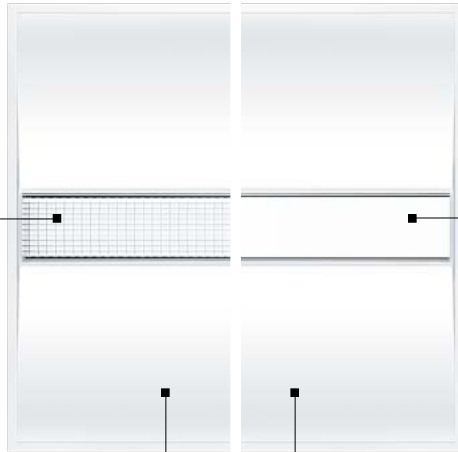

Direct lighting component and wings are controlled separately, allowing for customized task-based lighting. The two lighting wings create a pleasant background brightness, while the center component can be adjusted for optimal task area lighting.

Crystal optic

This reinterpretation of the classic lens optic guarantees glare-free illumination with up to 4400 lumens. This makes it ideal for areas that require more than 40 foot candles or where there are greater distances between the luminaires.

Lenticular optic

Prism louvers create a gentle and homogeneous appearance while offering excellent glare suppression with up to 3400 lumens.



Lighting wings

The mild diffused light from the wings softly brightens up the room, creating a pleasant atmosphere free of shadows.



MELLOW LIGHT infinity

Two-channel luminaire

MELLOW LIGHT evolution

Single-channel luminaire

Mounting Options

Surface-mounted

Recessed

Size

2 x 2, 1 x 4

Delivered Lumens

3400 lm

4400 lm (crystal lens only)

Color Temperature

3000 K

3500 K

4000 K

Color Rendering Index

CRI 80+

Watts

31 W – 34 W

42 W – 49 W

Efficacy

up to 110 lm/W

Optics

Crystal, Lenticular

End Cap Finishes

(surface mount only)

Silver

White

Bronze

Black

Raw Aluminum
