



**QUICK SHIP**  
AVAILABLE FOR HIGHLIGHTED OPTIONS


## TECTON® Linear Trunking System

- The world's first continuous-row lighting system to have a 7-pole current conducting section built into the trunking
- All functions, such as power supply and lighting control, completely integrated
- The luminaires can be positioned flexibly, and the system can be adjusted to structural changes at any time
- TECTON® trunking is the functional basis, and the various luminaire elements, light sources or optics can be replaced or added
- Up to 60% shorter installation times
- Lightweight and perfectly fit to be mounted by one person

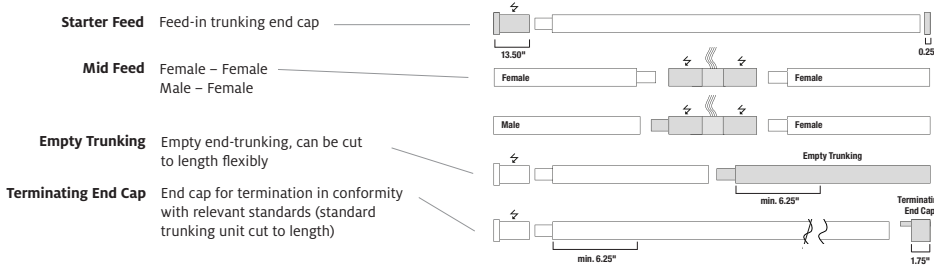


Suitable for dry locations

### System Components



#### POSSIBLE FEED-IN POINTS TECTON



### Trunking Order Code

TECTON [ 2 ] [ 3 ]

- 1 TYPE **TECTONT** TECTON Trunking
- 2 LENGTH **1000MM 39" 1** | **1500MM 59"** | **2000MM 79"** | **3000MM 118"** | **4000MM 157"**
- 3 COLOR **WH** White | **BK** BLACK

#### OPTIONAL COMPONENTS (ORDER SEPARATELY)

- 22166807** End Caps (Pair) | **22170180** Blank Cover, White (79" Length) | **22169061** Empty Trunking, White - No Wiring (39" Length) | **22169062** Terminating End Cap, White (Single) | **22170794** Blank Cover, Black (79" Length) | **22171117** Empty Trunking, Black - No Wiring (39" Length) | **22171119** Terminating End Cap, Black (Single) | **22064924** Cutting Aid

1 For empty trunking only.

### Corners Order Code<sup>1</sup>

[ 1 ] [ 2 ] [ 3 ]

- 1 TYPE **TVL2** L Corner Female/Male | **TVT3** T Corner Female/Male/Male | **TVT4** T Corner Female/Female/Male | **TVXO** X Corner Female/Female/Male/Male
- 2 FEEDS **NF** None | **SF** Single Feed
- 3 SUSPENSION **000** None | **070** 70" Cable | **157** 157" Cable

1 Signed submittals are required for all configurations. Please consult factory.  
2 Configuration are not available in black as standards. Please consult factory if required.


### Feeds Order Code

TECTON [ 2 ] [ 3 ] [ 4 ] [ F7 ]

- 1 TYPE **TECTON** Feed for TECTON® Trunking
- 2 FEED **MF** Mid Feed <sup>1</sup> | **SF** Pendant Starter Feed | **SM** Surface Starter Feed
- 3 COLOR **WH** White | **BK** BLACK
- 4 FEED CORD LENGTH **C1** 70" Pendant Mount | **C2** 157" Pendant Mount | **SM** 70" Surface Mount
- 5 NO. OF WIRES **F7** 7 Wires

1 Please consult factory.

## Suspensions Order Code



- 1 TYPE **TECTON** Suspension for TECTON® Trunking
- [ A ] ORDER POWER FEED SUSPENSIONS (PENDANT)**
- 2 MOUNTING **CBL070** 70" Aircraft Cable | **CBL157** 157" Aircraft Cable
- 3 CANOPY **J5SW** J-Box Mounting 5" Square Flat Canopy, White | **T5SW** T-Bar Mounting 5" Square Flat Canopy, White
- 4 NO. OF WIRES **F7** 7 Wire Power Feed
- [ B ] ORDER NON-POWER FEED SUSPENSIONS (PENDANT)**
- 2 MOUNTING **CBL070** 70" Aircraft Cable | **CBL157** 157" Aircraft Cable
- 3 CANOPY **J5SW** J-Box Mounting 5" Square Flat Canopy, White | **S2SW** 1/4-20 Mounting 2" Square Flat Canopy, White | **S5SW** T1/4-20 Mounting 5" Square Flat Canopy, White
- [ C ] ORDER MOUNTING KIT (SURFACE)**
- 1 MOUNTING KIT **TECTONSM** Surface Mount Ceiling Bracket for Sheetrock Ceiling | **TECTONSMIN** Surface Mount Caddy Clip for 9/16" Grid Ceiling | **TECTONSMIW** Surface Mount Caddy Clip for 15/16" Grid Ceiling

## Luminaire Order Code

Luminaire elements must be ordered separately. Consult individual luminaire specification sheets for order codes. Refer to TECTON brochure for the complete listing of TECTON-compatible luminaires

## Quick Ship Models

### TRUNKING

<b>22169057</b>	TECTONT1500MMWH
<b>22169058</b>	TECTONT2000MMWH
<b>22169060</b>	TECTONT4000MMWH

### TRUNKING COMPONENTS

<b>22166807</b>	END CAPS (PAIR)
<b>22170180</b>	BLANK COVER, WH (79" LENGTH)
<b>22169062</b>	TERMINATING END CAP (SINGLE)

### FEEDS

<b>11016871</b>	TECTONSFWHC2F7
<b>11016141</b>	TECTONCBL157J5SWF7
<b>11016145</b>	TECTONCBL157J5SW

## Technical Detail

**1 (a) Trunking:** The Trunking is made of roll-formed sheet steel painted with white or black-polyester resin enamel. It has 7 integral current conducting sections for 3 switchable legs, two for dimming control wires, one for neutral and one for ground. It includes integral connector for electrical and mechanical quick connection. It is available in specific lengths that can be cut to size on site using the Cutting Aid (Order Code: 22064924).

**1 (b) Terminating End Cap:** The Terminating End Cap is field mounted and is used to terminate the wires and to cap a cut piece of trunking unit. Once trunking has been cut, it can only be capped with a Terminating End Cap.

**1 (c) Empty Trunking:** Empty trunking can be used as a compensation piece for cutting to length special configurations with integrated physical connector. Out of the total length of 39", the cutting range is 33". It offers maximum flexibility in positioning of continuous row luminaires. A new trunking unit can be attached to an uncut empty trunking unit, but will require a new feed. If an empty trunking unit is cut to size, it cannot be

attached to another trunking unit to continue the row. No End Caps are supplied.

**2 Feeds:** The Starter Feed, for use at the beginning of a row of continuous trunking, contains pre-wired (5) 14-gauge SJT cord. An additional (2) 18-gauge SJT cord is supplied. It provides a feed point for continuous thru wire connection to the next trunking (15A max. rated, in single circuit with three switch legs). It is supplied with a busbar terminator cover, access covers, and 2 end caps (1 is field installed).

**3 (a) Pendant Mounting:** Aircraft cable is available for junction box mounting or T-bar mounting in standard lengths of 70" and 157". Feed point canopy covers are flat, 5" square, 16-gauge steel, white finish for Starter Feeds. Suspension options for non-power feed end are junction box mounting with 5" square canopy or 1/4-20 fastener with 2" or 5" square canopy. Proprietary CLIX bracket with spring-loaded cable connector attaches to the TECTON® Trunking where needed without fasteners.

**3 (b) Surface Mounting:** All mounting kits can be fastened to trunking without tools using the CLIX

technology. The CLIX connector-bracket and hardware has a 1/2" diameter hole for fasteners by others and a 7/16" gap to ceiling surface. For sheet-rock ceiling, the ceiling bracket can be clipped to the housing for support without fasteners. For grid ceilings, caddy clips made of stainless steel are available. The maximum tensile load is 66 lbs.

**3 (c):** The maximum distance between suspension points should not exceed 8' for TECTONSMIW Surface Mount Caddy Clip for 15/16" Grid Ceiling, and 4' for TECTONSMIN Surface Mount Caddy Clip for 9/16" Grid Ceiling. Distance from end of housing to first or last suspension point should be between 4" and 30". Finished suspension length will be reduced by a maximum of 30" depending on location of first and last aircraft cable.

### 4 Weight:

Trunking	1.75 lbs (20")
Empty trunking	3.7 lbs (39")
Cutting Aid	1.5 lbs
Starter Feed: 7 wire 70"	2 lbs
Starter Feed: 7 wire 157"	4 lbs

## Downloads

Installation Instructions



Dimensional Drawings

