


**ZUMTOBEL**

SURFACE / WALL MOUNT



PERLUCE

Surface / Wall Mount

- Opal lens for uniform distribution, 12% uplight gently brightening the ceiling
- Combine into clusters as a flexible modular design element
- Easy to install with few mounting points, simple to maintain.
- Perfect for lobbies, corridors, stairwells and parking garages



Suitable for Damp Locations

IBEW UNION MADE

DELIVERED LUMENS

2200 lm

COLOR TEMPERATURE

3000 K

3500 K

4000 K

(MacAdam 3 Step)

COLOR RENDERING

CRI 80+

WATTS

18.4 W

Order Code

PERLUCE**SQ****SO**

4

WH**DU**

1 FIXTURE

PERLUCE Perluce

2 SHAPE

SQ Square

3 OUTPUT

SO Standard Output

4 CCT

830 80 CRI 3000K | **835** 80 CRI 3500K | **840** 80 CRI 4000K

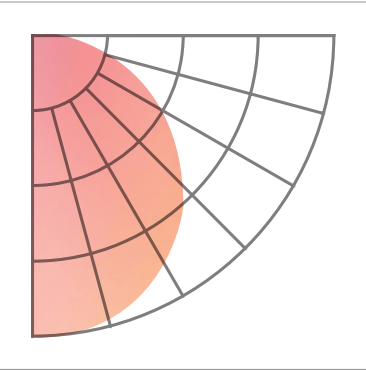
5 FINISH

WH White

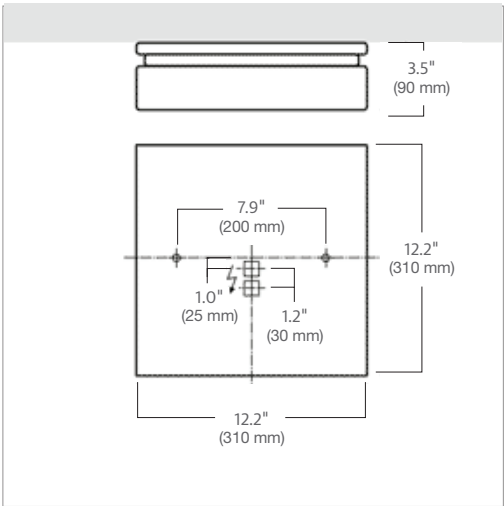
6 DRIVER

DU 0-10V 1% Dimming

Optical Performance



Dimensional Detail



Technical Detail

1) Construction: Integrated ESD protection of the LED module. Housing made of plastic, white, with injection-moulded diffuser made of opal polymethylmethacrylate. Edges sealed by high-quality foamed, water-repellent polyurethane seal; installed using slotted washers supplied. Approved ambient temperature: -20°C to +25°C. Luminaire wired with halogen-free leads. IP 54 rated.

2) Wattage & CCT: Fixture is available with lumen package of 2200 lms. Wattage is 18.4W. Available in 3000 K 3500 K or 4000 K color temperatures with 80+ CRI. 3-Step MacAdam Ellipse.

3) Dimming: The unit is available with standard 120/277V 0-10V dimming driver (1%). For non-dimming applications a 0-10V driver will be provided, cap off the two control wires and connect the hot/neutral and ground as normal.

4) Mounting: Surface mounting available for ceiling or wall.

5) Life: 50,000 hours, L90 @25C.

6) Weight: 4.2 lbs