



2x2 Split Diffuser

MELLOW LIGHT IV LED
Split Diffuser

- Vivid direct light component for task lighting and gentle diffused wings for pleasant ambient lighting
- Efficacy up to 114 lm/W
- Similar to daylight: gentle, glare-free light distribution without any distracting harsh shadows
- Well-balanced illumination of work plane, walls and ceilings for a bright, open room atmosphere
- Low luminance at high viewing angles which is ideal for upright and inclined displays
- Split diffuser optic for a uniform appearance and optimized light distribution

IBEW UNION MADE

DELIVERED LUMENS*	COLOR TEMPERATURE	COLOR RENDERING	UGR
HE: 3306 lm @ 29 W	3000 K, 3500 K, 4000 K	CRI 90+	< 23
HO: 4704 lm @ 42 W			

* Values at 940 CRI/CCT: see page 2 for complete lumen chart.



Order Code

[A] **MLIV** **22** 3 4 **SD** 6 7 8 [B] 9

[A] LUMINAIRE

- 1 FIXTURE **MLIV** MELLOW LIGHT 4 LED
- 2 SIZE **22** 2' x 2'
- 3 CEILING **RE** Sheetrock Ceiling¹ | **RF** 9/16" Lay-In, Flush // 15/16" Lay-In, Flush
- 4 OUTPUT **HE** High Efficiency | **HO** High Output
- 5 OPTIC **SD** Split Diffuser
- 6 CRI/CCT **930** 90 CRI 3000 K | **935** 90 CRI 3500 K | **940** 90 CRI 4000 K
- 7 DRIVER **DU** 0-10 V 120/277 V, 1% | **DD** DALI 120/277 V, 1% | **CU** 0-10 V 347 V, 1% | **DL** Lutron Ecosystem 1%
- 8 OPTIONS **EM** Emergency Pack²

[B] MOUNTING ACCESSORY

- 9 ACCESSORY **11089869** Sheetrock Mounting Kit 2 x 2 MLIV

1 Must order the Sheetrock Mounting Kit accessory.
2 Not available with 347 V. Outputs up to 10 W.



2x2 Split Diffuser

— QUICK SHIP —
MELLOW LIGHT IV LED
 Split Diffuser

Order Code

[A] **MLIV** **22** **3** **HO** **SD** **935** **DU** [B] **8**

[A] LUMINAIRE

- 1 FIXTURE **MLIV** MELLOW LIGHT 4 LED
- 2 SIZE **22** 2'x2'
- 3 CEILING **RE** Sheetrock Ceiling¹ | **RF** 9/16" Lay-In, Flush // 15/16" Lay-In, Flush
- 4 OUTPUT **HO** High Output
- 5 OPTIC **SD** Split Diffuser
- 6 CRI/CCT **935** 90 CRI 3500 K
- 7 DRIVER **DU** 0-10 V 120/277 V, 1%

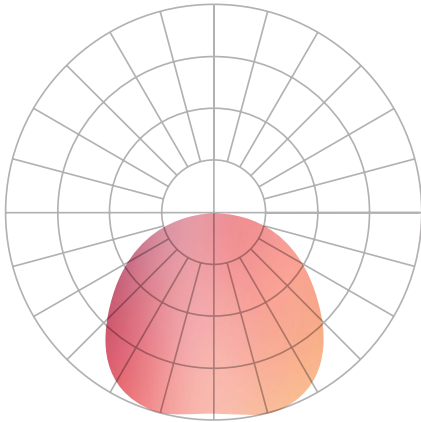
[B] MOUNTING ACCESSORY

- 8 ACCESSORY **11089869** Sheetrock Mounting Kit 2x2 MLIV

¹ Must order the Sheetrock Mounting Kit accessory.


Quick ship orders will ship in 10 business days or less from order receipt

Light Distribution

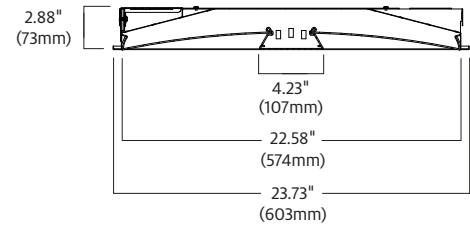


Dimensions

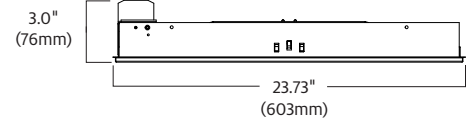
Reflected View: (RF / RE)



Section:



Side Elevation:



Photometric Performance

Size	Optic	Lumen Output	935			940		
			Lumens	Watts	l/w	Lumens	Watts	l/w
2X2	SD	HE	3248	29	112	3306	29	114
		HO	4620	42	110	4704	42	112

Technical Detail

1) Housing: The housing is made of 21 gauge cold rolled steel with rounded corners and a white powder-coated finish applied after fabrication.

2) Wattage and CCT: Unit is available in 28.1 W (HE) or 34.9 W (HO), and 3000 K, 3500 K, 4000 K with CRI 90+.

3) Optics: A center optic chamber with acrylic cover illuminates the center and side lighting wings. The split diffuser optic optimizes direct illumination.

4) Driver: The unit is available with 120/277 V 0-10 V dimming driver (1%), 347 V dimming driver (1%), Lutron dimming driver (1%) and

DALI dimming driver (1%). For non-dimming requirements, order DU driver, cap off the two control wires and connect the hot/neutral and ground as normal.

5) Mounting: Mounting is available for grid (RF) and Sheetrock (RE) ceilings. Adjustable mounting brackets are provided for selected concealed T-bar or Gypsum board (RE) ceiling installations.

7) Life: 50,000 hours rated life. L80.

8) Weight: 15 lbs. With Standby Battery Pack 17.5 lbs.

9) Declare Information:

